


000000

000000



# 募集说明书 (注册稿)

保荐机构(主承销商)



二〇二一年一月



---

1  
2020

2

3

20 = 20 /  
20 80% 24.94 /  
2019 2.50 24.94 / 10  
24.69  
/

4

5,194,410  
30% 64,373,292

---

5	12,825.00
12,825.00	
6	

---

10  
[2014]17

[2013]110

[2015]31

---

3

999

4

2020

---

.....	<b>1</b>
.....	<b>2</b>
.....	<b>6</b>
.....	<b>8</b>
.....	<b>12</b>
.....	12
.....	12
.....	14
.....	33
.....	39
.....	<b>42</b>
.....	42
.....	43
.....	43
.....	45
.....	45
.....	46
.....	46
.....	<b>49</b>
.....	49
.....	49
.....	50
.....	50
.....	50
.....	<b>51</b>
.....	51
.....	54
.....	<b>57</b>
.....	57
.....	57
.....	59
.....	59

---

.....	59
.....	<b>60</b>
.....	60
.....	60
.....	60
.....	60



		2017	2018	2019	2020	1-9
		2017	2018	2019		
/ /			/ /			
			/g			

---

---


---

---

---

---

7-ACA		7-	C

---

	135
	300487
	2001 4 5
	2015 7 2
	214,577,642
	91610131726285914J

---

**1**

2020 9 30

		51,600,000	24.05%0
1			

---

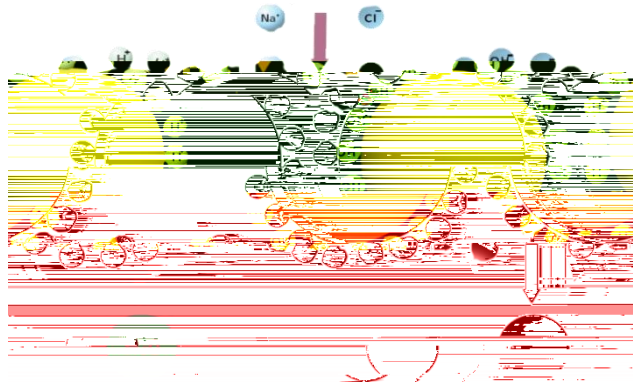
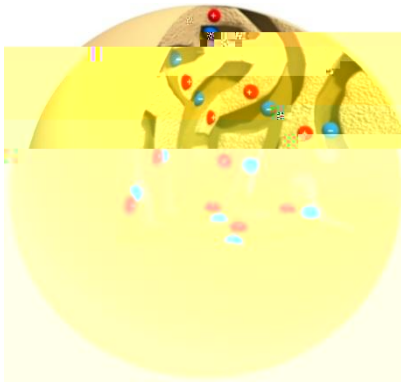
6	CITIGRGLOBAL MARKET LIMITE	4,076,900	1.90%
---	----------------------------	-----------	-------

---



1967  
1990 2005  
2005 2011 9  
2017 6 2017 12  
2018  
CEO  
2012  
" C26 " 2011 8  
GB/T4754-2011 " C " " 26  
" " 265 " " 2651  
"  
1  
20 30

---

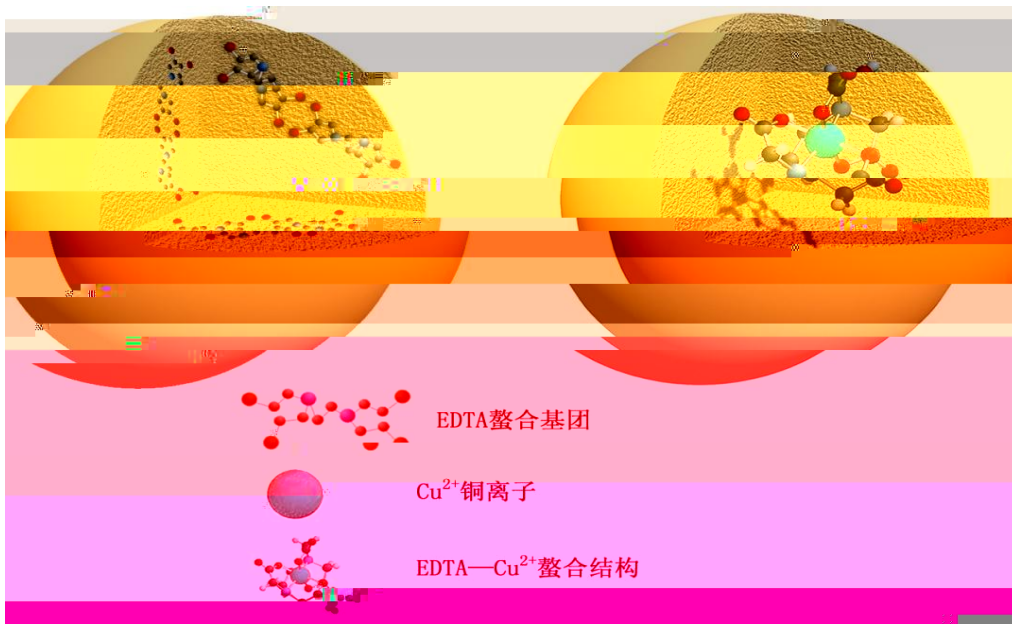
1



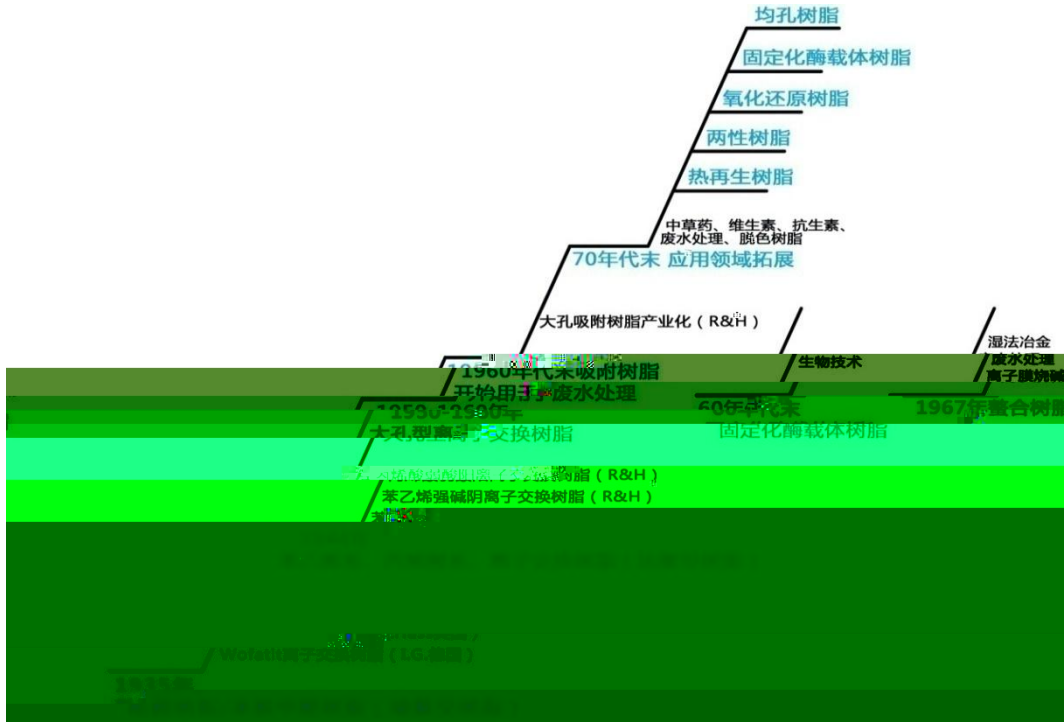
2



3







21

2





1





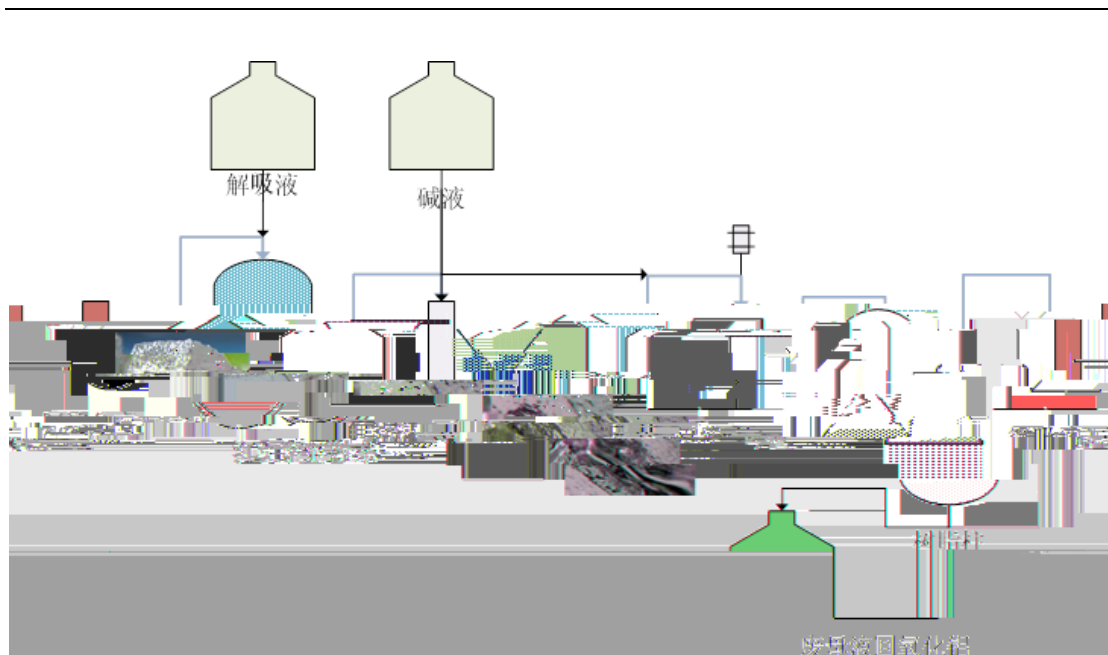


" "

14

" "

90%



2007

2008





---

2

1

CPC

7-

7-ACA

10

50

30

C

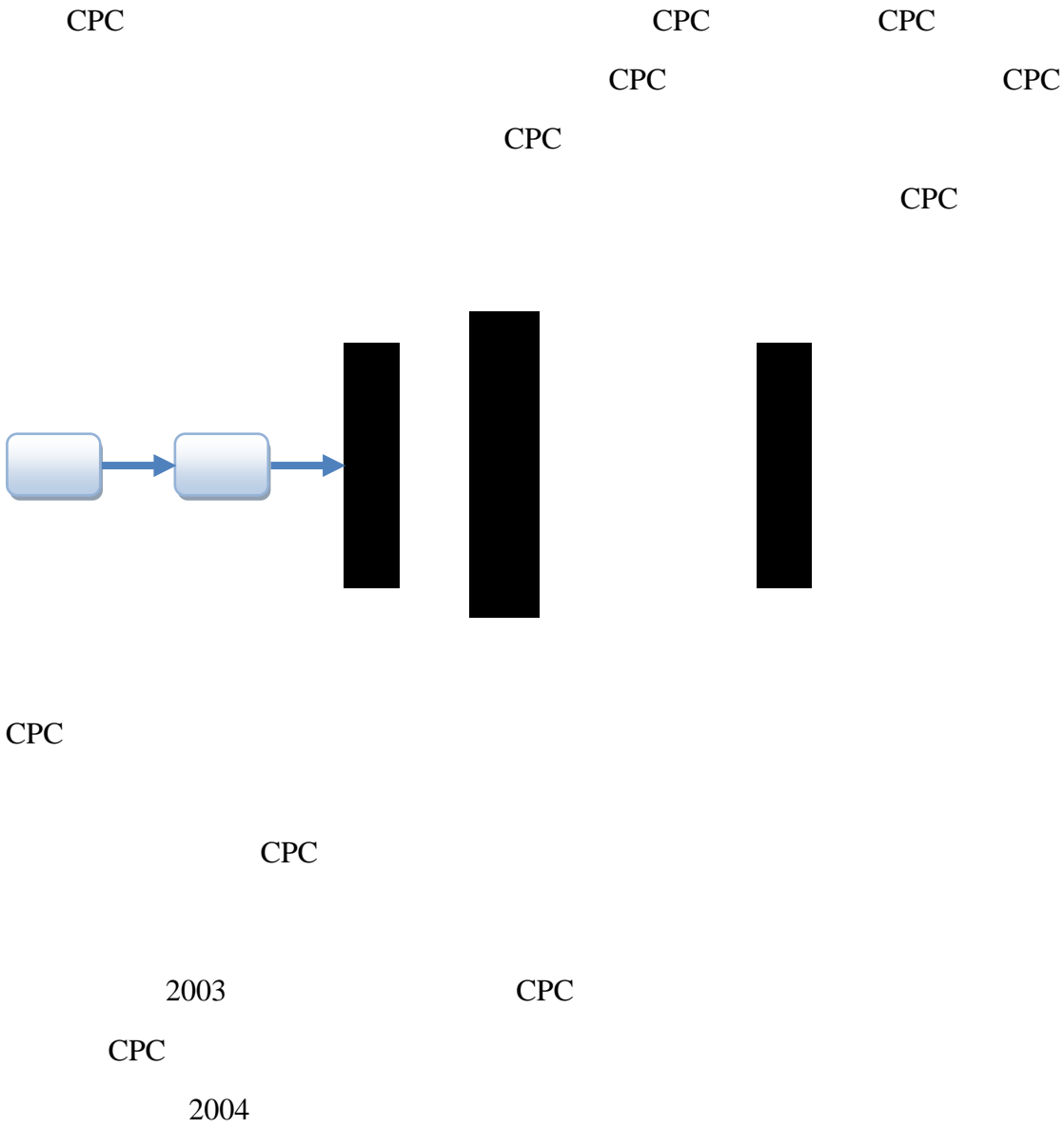
CPC

CPC

7-

7-ACA

7-ACA







7-ACA 2008  
7-ACA  
7-ACA  
2005 7-ACA  
7-ACA 7-ACA  
2008  
7-ACA  
7-ACA  
7-ACA  
7-ACA  
3  
7-ACA  
8  
2020 6





,

,

VOCs

VOCs

99%

VOCs







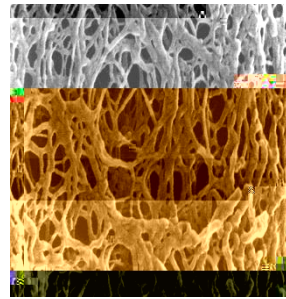
2

3

---

4

1



---



CPC

CPC

7-ACA

3

4

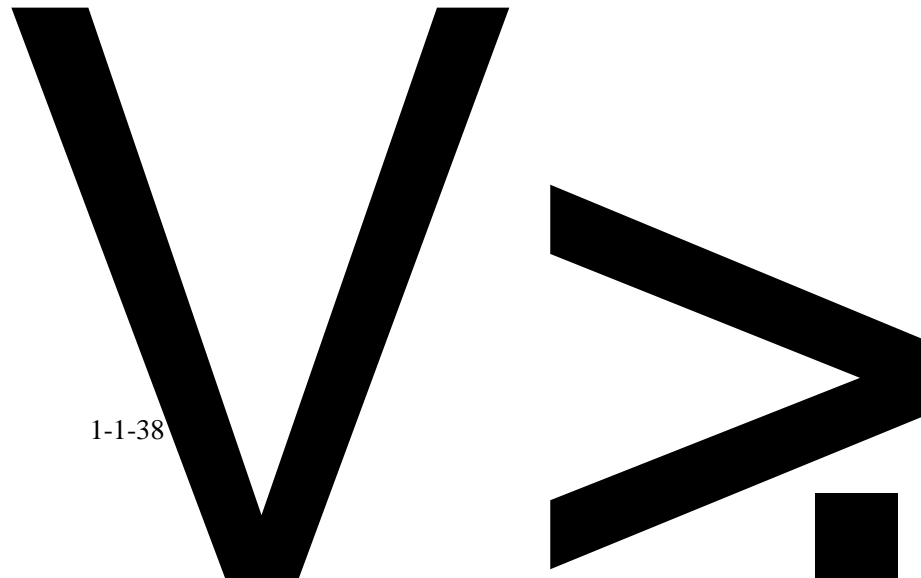
VOCs

1-1-37

---

5

2



1-1-38

---

**3**

2016

**1**

---

2

" +

3

4



5



**1**

**2**

---

**1**

“

”

**2**

---

1.00 /

20  
20  
2019  
2.50  
/

=

20  
80%  
2019

24.94 /  
2019

10  
24.94 /  
24.69

5,194,410  
30% 64,373,292



---

2020 9 30

214,577,642

---

— 2022

2020



---




30%

30%

3

36

2020

---

1

2

2020 7 6

1

" "

=

/

80% 24.94 /

: $P_1 = P_0 - D$

: $P_1 = P_0 / (1 + N)$

: $P_1 = (P_0 - D) / (1 + N)$

: $P_0$

$D$

$N$

$P_1$

---

2

A

1.00

15,000

1

51,901,137.60

2

98,098,846.36

=

÷

1

3,933,394

2,081,040

2

6,014,434

30%

A

---

A

:

1

2



/ /

A

A

)×1% ( -

2020 7 6

A



---

	=	÷	
1			2
3,397,105		1,797,305	5,194,410
			30%

---

12,825.00

12,825.00

**1**

			2017	2019	
44,424.25	63,198.68	101,193.03			50.93%
				2017	15,232.42
	2019	23,299.92	2017	2018	2019
		7,677.27	1,962.24		-4,699.60

**2**

2019

---

2019

2019







---

2017	2018	2019	2020	9	
	15,232.42	16,498.84	23,299.92	27,014.38	
		14.37%	8.88%	10.34%	10.94%

---

10

2020 9 30


5,654.47

31,189.15

9,547.92

"





西安蓝晓科技新材料股份有限公司


2021年 月 5 日



### 实际控制人声明

本人承诺：本募集说明书内容真实、准确、完整，不存在虚假记载、误导性陈述或重大遗漏，按照诚信原则履行承诺，并承担相应的法律责任。

控股股东、实际控制人金子：

  
高月静

  
寇晓康

2023年11月5日



西南证券股份有限公司

2021年1月1日

#### 四、保荐机构（主承销商）声明（二）


2021年1月5日





签字注册会计师：

黄元喜



徐晋波



天健会计师事务所（特殊普通合伙）

二〇二一年一月五日

(特殊普通合伙)



1

1

2

---

--

—

—

" 1. T

---

7.



3

西安蓝晓科技新材料股份有限公司

董事会

2021年 月 日

